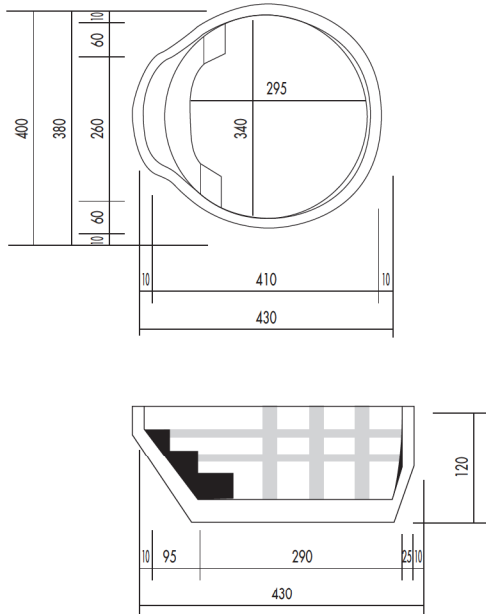


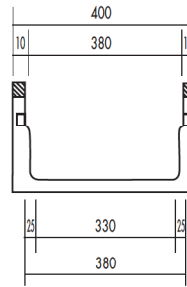
NACRE

Cotes piscine

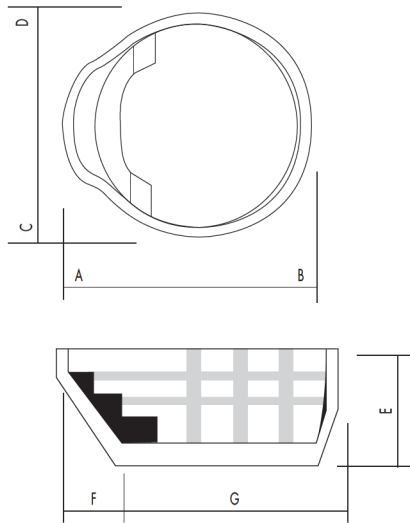


	Intérieur	Extérieur
Longueur	4,10 m.	4,30 m.
Largeur	3,80 m.	4,00 m.

Profondeur : 1,20 m.

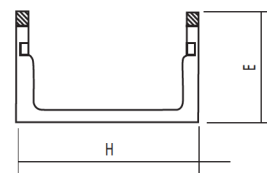


Terrassement

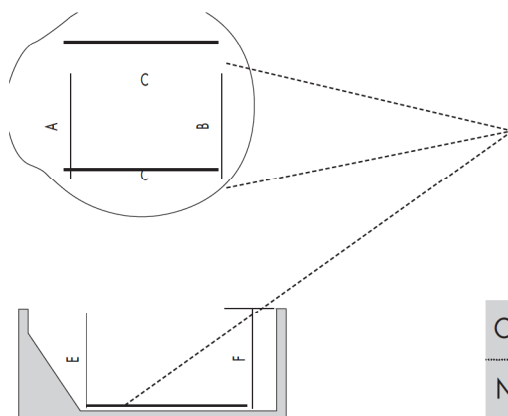


CÔTES	AB	CD	E	F	G	H	I
NACRE	450	420	130	80	370	420	-

Diagonale : 6,15



Préparation au sol



CÔTES	A	B	C	D	E	F
NACRE	320	320	300	-	120	120
					Fond plat	Fond plat